

PY, SPY; FSQC, FP; EPC; AP

Sockets and plugs

- Group IIC
- Zone 1, 2, 21, 22
- Aluminium alloy
- Ergonomic
- Plugs can be used with industrial sockets

*Aluminium alloy
with low copper
content*

*Polyester
coating
RAL7035*

*Earthing bolt with rod to prevent
cable from twisting*

*Cast metal fixing
lugs*

Steel chain

PY, SPY Series Sockets and plugs from 16 A to 32 A

PY series sockets are equipped with an interlocked disconnect switch with the plug positioned beneath. The rotary movement together with the closing/opening operations which occur inside a special explosion-proof chamber ensure any explosion in the presence of gas is contained. The electric circuit is connected only after the SPY series plug has been correctly inserted into its seat, and ensures it can only be removed once the electrical circuit has been disconnected. The range includes two pole sockets + earth (PE); three pole sockets + earth (PE) and three pole sockets + neutral + earth (PE), with a current capacities of 16A and reduced overall dimensions, up to a maximum of 32A. Voltages range from 20V to a maximum of 690VAC, with a maximum frequency of 500Hz. These sockets can be used in any environment with a potentially explosive atmosphere, and are manufactured so they cannot be used with industrial type plugs.

Cortem Group applies a tamper-evident holographic security label to its products, complete with a unique authentication numeric code, to combat the illegal sale of imitations and counterfeits, as well as guarantee the authenticity of its products. Failure to observe international standards creates serious risks for the environment and, above all, for the personnel working with the systems on a daily basis.



Sectors of application:



Petroleum refineries



Chemical and petrochemical plants



Onshore facilities



Offshore facilities



Petroleum loading/unloading pontoons



Low temperatures



Fuel storage facilities



100% produced by Cortem

CERTIFICATION DATA

Classification:

Group II

Category 2GD

Installation: EN 60079.14

zone 1 - zone 2 (Gas)

zone 21 - zone 22 (Dust)

Marking:

CE 0722 Ex II 2 GD Ex d IIC T6 Gb; Ex tb IIIC T76°C Db IP66

Certificate:

ATEX [CESI 14 ATEX 017X](#)

IEC Ex [CES 11.0011X](#)

INMETRO [DNV 16.0098X](#)

TR CU [AVAILABLE](#)

CCoE [AVAILABLE](#)

For all IEC Ex, INMETRO, TR CU and TR CU certification data, download the certificate from www.cortemgroup.com

Standards:

CENELEC EN 60079-0: 2012, EN 60079-0/A11: 2013, EN 60079-1: 2014, EN60079-31: 2014 and European Directive 2014/34/EU.
IEC 60079-0: 2011, IEC 60079-1: 2014, IEC 60079-31: 2013
RoHS Directive 2002/95/EC.

Temperature class:

76°C (T6)

Ambient temp.:

-20°C +50°C

Degree of protection:

IP66



A QR reader is required to access the information contained in the QRCode.

Centre the QR code in the frame of your smartphone camera. Your smartphone will open the corresponding address.



ATEX Certificate



IECEx Certificate



Use and maintenance instructions

PY, SPY Series Sockets and plugs from 16 A to 32 A

PY



SPY



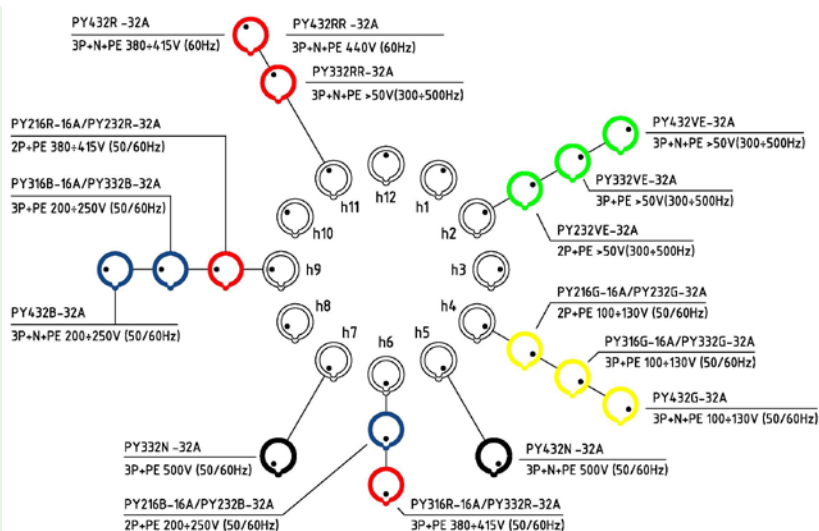
MECHANICAL FEATURES

Socket body:	Low copper content aluminium alloy, complete with wall fastening lugs and threaded socket closure cap attached to body with a safety chain
Lid:	Screw fastened, aluminium alloy with low copper content. Used to access socket and make electrical connection
Plug:	Low copper content aluminium alloy, complete with colour coded plastic lock rings to identify the mains power supply voltage
Pins:	Nickel-plated brass
Gaskets:	Acid, hydrocarbon and high temperature resistant silicon positioned between the body and the lid
Certificate label:	Adhesive affixed to external surface
Screws:	Stainless steel
Earth screw:	M5 external and internal
Coating:	Polyester RAL 7035 (Light grey)
Threaded entry points:	One upper and one lower Ø 1" or 3/4"
Resistenza alla corrosione:	The STANDARD of the aluminium alloy used by Cortem has passed the tests required by standards EN60068-2-30 (hot-humid cycles) and EN60068-2-11 (salt fog test)

Safety system: The sockets have an interlocked disconnect switch with plug. The rotary movement together with the closing/opening operations which occur inside a special explosion-proof chamber ensure any explosion in the presence of gas is contained. The electrical circuit is connected only after the SPY series plug has been correctly inserted into its seat, and ensures it can only be removed once the electrical circuit has been disconnected.

These sockets are unique in that they can be equipped with SPY series plugs which can also be used with industrial solder type sockets. This feature is unique to the Cortem Group, and is designed to allow the user to keep a limited stock of spare parts compared to competitor sockets which do not have this specification. In fact, the position of the phase and earth pins, together with the coloured lock rings which comply with the colour code required by IEC/EN 60309-2 for industrial sockets and plugs, identify them according to the power supply voltage and current used.

For a better understanding, we have included the earth pin (PE) positioning drawing and relative colours, in compliance with IEC/EN 60309-2, for voltages greater than 50V.

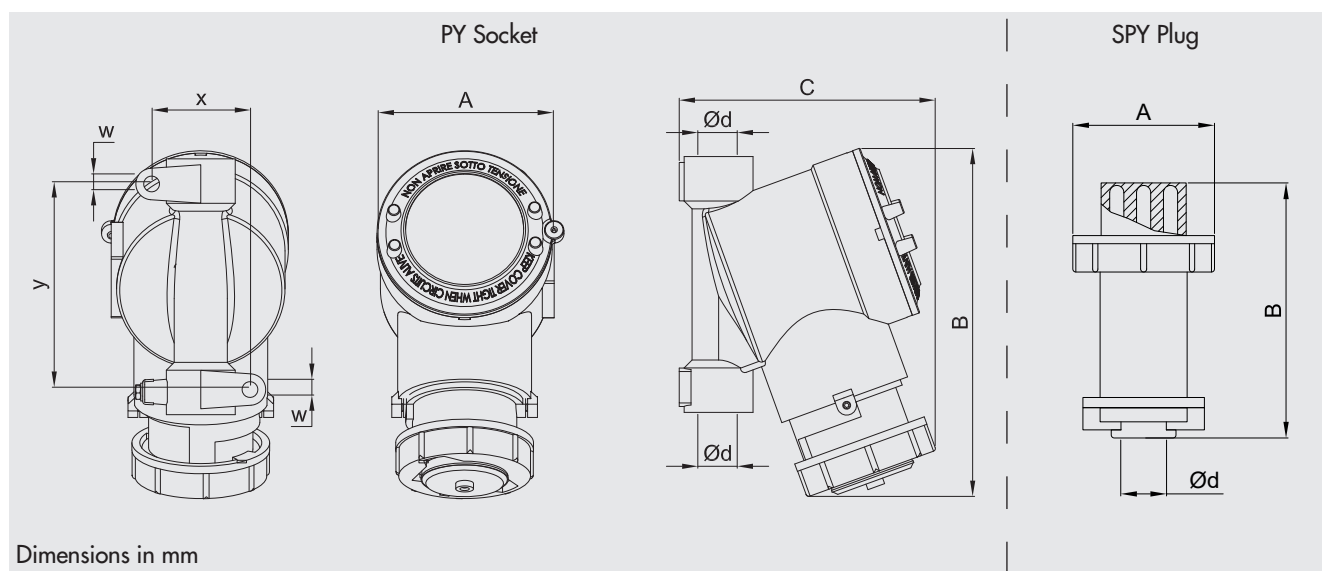


PY, SPY Series Sockets and plugs from 16 A to 32 A


ELECTRICAL FEATURES

Rated voltage:	Max. 690 Vac
Rated frequency:	Max. 500 Hz
Rated current:	16A and 32A
Cable entry:	no. 2 on the socket and no. 1 on the plug
Max. cable cross-section:	for 16A: 4 mm ² for 32A: 6 mm ²

DIMENSIONAL DRAWING



MODEL	DIMENSIONS (mm)							WEIGHT (Kg)
	A	B	C	y	x	w	Ø d	
PY..16..	Ø 90	165	135	104	50	8	3/4" IS07/1	1.7
PY..32..	Ø 120	240	175	140	80	8	1" IS07/1	2.1
SPY..16..	Ø 66	116	-	-	-	-	3/4" IS07/1	0.3
SPY..32..	Ø 92	145	-	-	-	-	1" IS07/1	0.6























PY, SPY Series Sockets and plugs from 16 A to 32 A

CODE SELECTION TABLE

RATED CURRENT	NUMBER OF POLES	FREQUENCY Hz	RATED VOLTAGE Vac	ARRANGEMENT	WEIGHT (Kg)	SOCKET CODE	PLUG CODE
16 A	2P + 	50 / 60	200 / 250	 6h	1.70	PY216B	SPY216B
	2P + 	50 / 60	100 / 130	 4h	1.70	PY216G	SPY216G
	2P + 	50 / 60	20 / 25	 5h	1.70	PY216V	SPY216V
	2P + 	50 / 60	380 / 415	 9h	1.70	PY216R	SPY216R
	2P + 	50 / 60	40 / 50	 12h	1.70	PY216BI	SPY216BI
	3P + 	50 / 60	200 / 250	 6h	1.70	PY316B	SPY316B
	3P + 	50 / 60	100 / 130	 4h	1.70	PY316G	SPY316G
	3P + 	50 / 60	20 / 25	 5h	1.70	PY316V	SPY316V
	3P + 	50 / 60	380 / 415	 6h	1.70	PY316R	SPY316R
32 A	2P + 	50 / 60	200 / 250	 6h	2.10	PY232B	SPY232B
	2P + 	50 / 60	40 / 50	 12h	2.10	PY232BI	SPY232BI
	2P + 	50 / 60	100 / 130	 4h	2.10	PY232G	SPY232G
	2P + 	50 / 60	380 / 415	 9h	2.10	PY232R	SPY232R
	2P + 	50 / 60	20 / 25	 5h	2.10	PY232V	SPY232V
	2P + 	50 / 60	50	 2h	2.10	PY232VE	SPY232VE

PY, SPY Series Sockets and plugs from 16 A to 32 A

CODE SELECTION TABLE

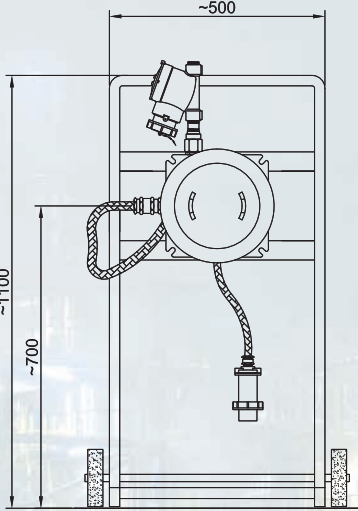
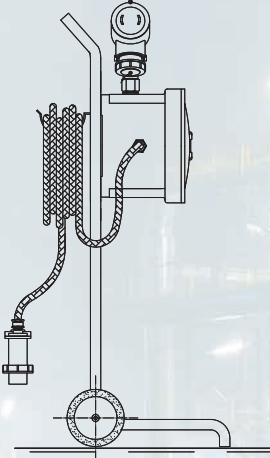
RATED CURRENT	NUMBER OF POLES	FREQUENCY Hz	RATED VOLTAGE Vac	ARRANGEMENT	WEIGHT (Kg)	SOCKET CODE	PLUG CODE
32 A	3P + 	50 / 60	200 / 250	 9h	2.10	PY332B	SPY332B
	3P + 	50 / 60	100 / 130	 4h	2.10	PY332G	SPY332G
	3P + 	50 / 60	500	 7h	2.10	PY332N	SPY332N
	3P + 	50 / 60	380 / 415	 6h	2.10	PY332R	SPY332R
	3P + 	50 / 60	440	 11h	2.10	PY332RR	SPY332RR
	3P + 	50 / 60	20 / 25	 5h	2.10	PY332V	SPY332V
	3P + 	50 / 60	50	 2h	2.10	PY332VE	SPY332VE
	3P + N + 	50 / 60	200 / 250	 9h	2.10	PY432B	SPY432B
	3P + N + 	50 / 60	100 / 130	 4h	2.10	PY432G	SPY432G
	3P + N + 	50 / 60	500	 7h	2.10	PY432N	SPY432N
	3P + N + 	50 / 60	380 / 415	 6h	2.10	PY432R	SPY432R
	3P + N + 	50 / 60	440	 11h	2.10	PY432RR	SPY432RR
	3P + N + 	50 / 60	50	 2h	2.10	PY432VE	SPY432VE

Features comply with CEI EN 60309-1/60309-2

PY, SPY Series Sockets and plugs from 16 A to 32 A

ILLUSTRATION	DESCRIPTION	MODEL	FEATURES	CODE	LEGEND
	Cable gland	3/4" ISO 7/1 or 1" ISO 7/1	Material: nickel-plated brass std. cable range 11 to 20	NAV2B NAV3B	 
	Cap	3/4" ISO 7/1 or 1" ISO 7/1	Material: nickel-plated brass	PLG2B PLG3B	 
	Rotary disconnect switch	PY216	2P+T 16A 690V	A2-10E/S	
		PY232	2P+T 32A 690V	A2-32E/A	
		PY316	3P+T 16A 690V	A3-10E/S	
		PY332	3P+T 32A 690V	A3-32E/A	
		PY432	3P+N+T 32A 690V	A4-32E/A	
	Coloured ring with bayonet connection	SPY216...	The rated voltage or frequency of each plug is identified by its colour	M16-523/...	
		SPY316...		M16-751/...	
		SPY332...		M32-523/...	
		SPY432...		M-766/...	
	Coloured cap with bayonet connection and safety chain to prevent losing cap	SPY216...	The rated voltage or frequency of each plug is identified by its colour	M16-543/...	
		SPY316...		M16-750/...	
		SPY332...		M32-543/...	
		SPY432...		M-767/...	

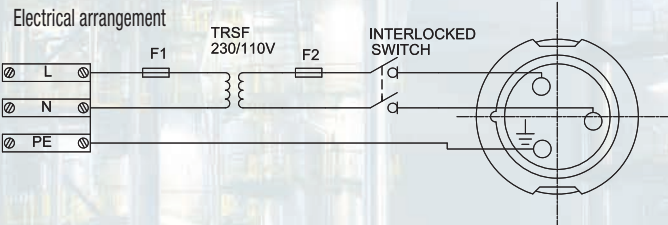
Special application - portable socket and plug





Portable socket comprised of:

- CCA-03E housing with internal frame and pre-installed 230/110V terminals and transformer
- PY-216G socket, 110V, 1P+N+T
- SPY-216B plug, 230V, 1P+N+T complete with 30 m of 3G2.5 cable
- SPY-216G plug, 110V, 1P+N+T
- easy to use, powder coated steel trolley

Electrical arrangement





FSQC, FP Series Sockets and plugs from 10 A to 63 A

FSQC series sockets are manufactured in two phase + earth (PE) and three phase + earth (PE) versions. They are therefore suitable for single phase or three phase loads. They have an automatic circuit breaker with both thermal (overload) protection and magnetic (short circuit) protection with a typical "C" curve for electrical loads and a fixed factory default trip current threshold.

The range includes two pole sockets + earth (PE), three pole sockets + earth (PE), with a current capacities from 10A up to a maximum of 63A, maximum voltage of 690VAC and frequency of 50/60Hz.

Cortem has chosen to adopt industrial type switches for these sockets, as well, and they can be equipped with 63A FP series plugs. These sockets can be used in any environment with a potentially explosive atmosphere, and are manufactured so they cannot be used with industrial type plugs.

Cortem Group applies a tamper-evident holographic security label to its products, complete with a unique authentication numeric code, to combat the illegal sale of imitations and counterfeits, as well as guarantee the authenticity of its products. Failure to observe international standards creates serious risks for the environment and, above all, for the personnel working with the systems on a daily basis.



Sectors of application:



Petroleum refineries



Chemical and petrochemical plants



Onshore facilities



Offshore facilities



Petroleum loading/unloading pontoons



Low temperatures



Fuel storage facilities



100% produced by Cortem

EMPTY ENCLOSURE CERTIFICATION DATA

Classification:

Group II

Category 2GD

Installation: EN 60079.14

zone 1 - zone 2 (Gas)

zone 21 - zone 22 (Dust)

Marking:

CE 0722 Ex II 2 GD; Ex d IIC T6 Gb; Ex tb IIIC T85°C Db IP65

Certificate:

ATEX CESI 04 ATEX 043

IEC Ex CES 11.0012X

TR CU AVAILABLE

INMETRO AVAILABLE

For all IEC Ex, TR CU, and INMETRO certification data, download the certificate from www.cortemgroup.com

Standards:

CENELEC EN 60079-0: 2012, EN 60079-1: 2007, EN60079-31: 2009 and European Directive 2014/34/EU.

IEC 60079-0: 2010, IEC 60079-1: 2007, IEC 60079-31: 2008

RoHS Directive 2002/95/EC.

Temperature class:

85°C (T6)

Ambient temp.:

-20°C +40°C

With internal 100A rated current switch

-20°C +55°C

With internal 125A rated current switch

Degree of protection:

IP65



A QR reader is required to access the information contained in the QRCode.

Centre the QR code in the frame of your smartphone camera. Your smartphone will open the corresponding address.



ATEX Certificate



IECEx Certificate



Use and maintenance instructions

FSQC, FP Series Sockets and plugs from 10 A to 63 A

FSQC



FP



MECHANICAL FEATURES

Socket body:	Low copper content aluminium alloy, complete with wall fastening lugs and threaded socket closure cap attached to body with a safety chain
Lid:	Screw fastened, aluminium alloy with low copper content. Used to access socket and make electrical connection
Plug:	Low copper content aluminium alloy, complete with plastic lock rings
Pins:	Nickel-plated brass
Gaskets:	Acid, hydrocarbon and high temperature resistant silicon positioned between the body and the lid
Certificate label:	Adhesive affixed to external surface
Screws:	Stainless steel
Earth screw:	M6 external, M5 internal
Coating:	Polyester RAL 7035 (Light grey)
Threaded entry points:	One upper and one lower Ø 1" (FSQC-2...) One upper and one lower Ø 1 1/2" (FSQC-3...)

Resistenza alla corrosione:

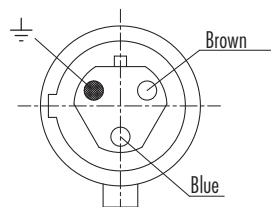
The STANDARD of the aluminium alloy used by Cortem has passed the tests required by standards EN60068-2-30 (hot-humid cycles) and EN60068-2-11 (salt fog test)

Safety system:

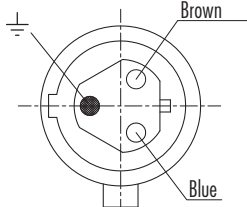
The sockets have an interlocked disconnect switch with plug. The rotary movement together with the closing/opening operations which occur inside a special explosion-proof chamber ensure any explosion in the presence of gas is contained. The electrical circuit is connected only after the SPY series plug has been correctly inserted into its seat, and ensures it can only be removed once the electrical circuit has been disconnected.

Internal layout of power and switching modules, in main markings (front view of FSQC socket)

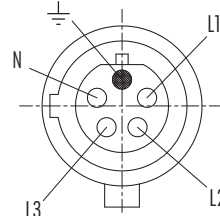
Marking 2P+T 220V-250V



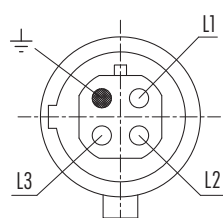
Marking 2P+T 115V-125V



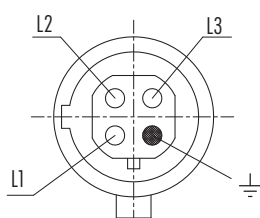
Marking 3P+N+T 115V-125V



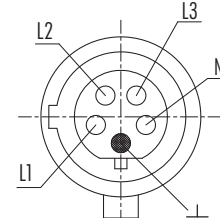
Marking 3P+T 380V-415V



Marking 3P+T 220V-250V



Marking 3P+N+T 220V-250V

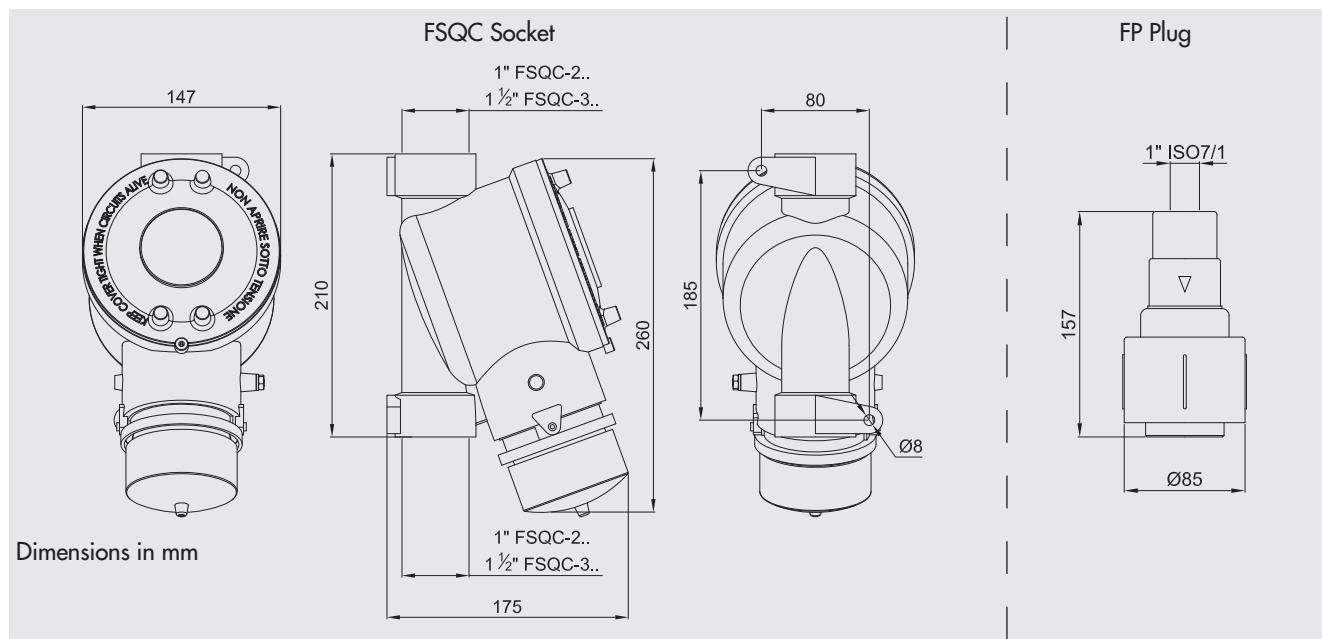


FSQC, FP Series Sockets and plugs from 10 A to 63 A

ELECTRICAL FEATURES

Rated voltage:	Max. 440 V
Rated frequency:	Max. 50/60 Hz
Rated current:	From 10 A to 63 A
Cable entry:	no. 2 on the socket and no. 1 on the plug
Max. cable cross-section:	Max. 10 mm ²

DIMENSIONAL DRAWING



















CODE SELECTION TABLE

SOCKETS				
NUMBER OF POLES	MAX. CAPACITY (A)	ENTRY POINTS	WEIGHT (Kg)	SOCKET CODE
2P +	10 A	2 x 1"	3.15	FSQC-23310
2P +	15 A	2 x 1"	3.15	FSQC-23315
2P +	20 A	2 x 1"	3.15	FSQC-23320
2P +	30 A	2 x 1"	3.15	FSQC-23330
2P +	40 A	2 x 1"	3.15	FSQC-23340
2P +	50 A	2 x 1"	3.15	FSQC-23350
2P +	63 A	2 x 1"	3.15	FSQC-23363
3P +	10 A	2 x 1"	3.37	FSQC-23410
3P +	15 A	2 x 1"	3.37	FSQC-23415
3P +	20 A	2 x 1"	3.37	FSQC-23420
3P +	30 A	2 x 1"	3.37	FSQC-23430
3P +	40 A	2 x 1"	3.37	FSQC-23440
3P +	50 A	2 x 1"	3.37	FSQC-23450
3P +	63 A	2 x 1"	3.37	FSQC-23463

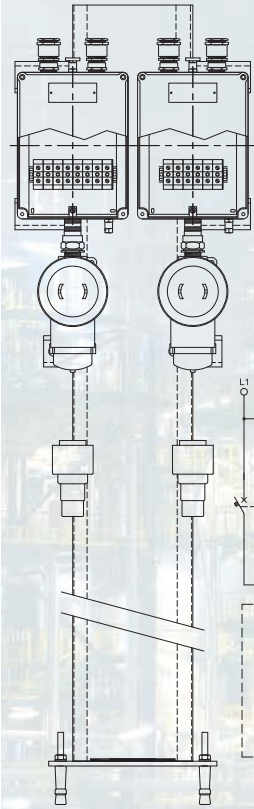
FSQC, FP Series Sockets and plugs from 10 A to 63 A

CODE SELECTION TABLE

SOCKETS				
NUMBER OF POLES	MAX. CAPACITY (A)	ENTRY POINTS	WEIGHT (Kg)	SOCKET CODE
2P + 	10 A	2 x 1 1/2"	3.05	FSQC-33310
2P + 	15 A	2 x 1 1/2"	3.05	FSQC-33315
2P + 	20 A	2 x 1 1/2"	3.05	FSQC-33320
2P + 	30 A	2 x 1 1/2"	3.05	FSQC-33330
2P + 	40 A	2 x 1 1/2"	3.05	FSQC-33340
2P + 	50 A	2 x 1 1/2"	3.05	FSQC-33350
2P + 	63 A	2 x 1 1/2"	3.05	FSQC-33363
3P + 	10 A	2 x 1 1/2"	3.27	FSQC-33410
3P + 	15 A	2 x 1 1/2"	3.27	FSQC-33415
3P + 	20 A	2 x 1 1/2"	3.27	FSQC-33420
3P + 	30 A	2 x 1 1/2"	3.27	FSQC-33430
3P + 	40 A	2 x 1 1/2"	3.27	FSQC-33440
3P + 	50 A	2 x 1 1/2"	3.27	FSQC-33450
3P + 	63 A	2 x 1 1/2"	3.27	FSQC-33463

PLUGS					
NUMBER OF POLES	MAX. CAPACITY (A)	ENTRY POINT	FOR SOCKET TYPE	WEIGHT (Kg)	PLUG CODE
2P + 	63 A	1 x 1"	FSQC (2P+T)	0.82	FP-23
3P + 	63 A	1 x 1"	FSQC (3P+T)	0.83	FP-24

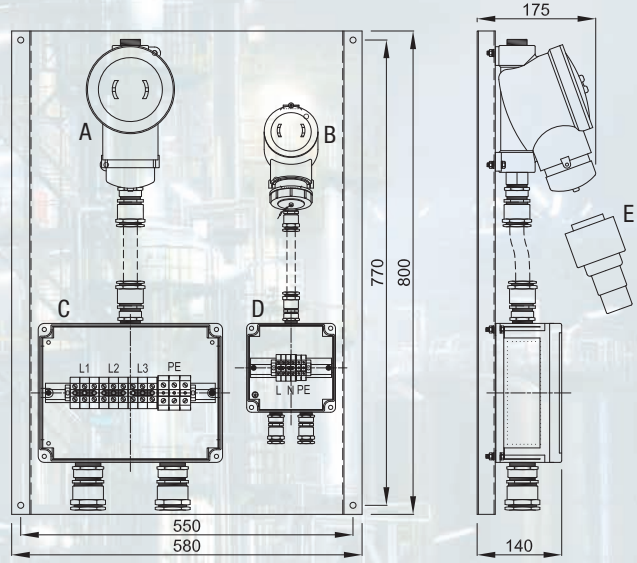
Example installations



Socket sets FSQC-23450 and FSQC-23315, mounted on a galvanised steel column, complete with an SA302318 'Ex e' type terminal housing, junction fittings, entry point cable glands, and FP-24 and FP-23 plugs.

Socket enclosure comprised of:

- A. FSQC-23463 socket; 380V, 63A, 3p+T
- B. PY216B socket; 220V, 16A,
- C. SA302310/P housing with 35 mm² terminals
- D. SA141410/P housing with 4mm² terminals
- A. FP-24 socket; 380V, 63A, 3p+T



EPC, EPRC, AP Series Sockets and plugs from 63 A to 125 A

EPC and EPRC sockets are particularly suitable for powering utility currents above 32A (up to a maximum of 125A), such as filter press systems for the reclamation and regeneration of oil from large power transformers, large welding machines, electro-pneumatic compressors, generators and a whole series of large mobile utilities required for the maintenance and or updating process elements. EPC and EPCR series sockets, precisely because they must be suitable for significantly large electric loads, are equipped with an automatic circuit breaker with both thermal (overload) protection and magnetic (short circuit) protection with a typical "C" curve for electrical loads and a fixed factory default trip current threshold.

The range includes three pole sockets + earth (PE) and three pole sockets + Neutral + earth (PE), with a current capacities of 63A and 125A, with a maximum voltage of 500VAC. They can be equipped with 125A AP series plugs.

Cortem Group applies a tamper-evident holographic security label to its products, complete with a unique authentication numeric code, to combat the illegal sale of imitations and counterfeits, as well as guarantee the authenticity of its products. Failure to observe international standards creates serious risks for the environment and, above all, for the personnel working with the systems on a daily basis.



Sectors of application:



Petroleum refineries



Chemical and petrochemical plants



Onshore facilities



Offshore facilities



Petroleum loading/unloading pontoons



Low temperatures



Fuel storage facilities



100% produced by Cortem

EMPTY ENCLOSURE CERTIFICATION DATA

Classification:

Group II

Category 2GD

Installation: EN 60079-14

zone 1 - zone 2 (Gas)

zone 21 - zone 22 (Dust)

Marking:

CE 0722 Ex II 2 GD; Ex d IIC T6 Gb; Ex tb IIIC T85°C Db IP66

Certificate:

ATEX CESI 03 ATEX 198

IEC Ex IECEX CES 16.0008

TR CU AVAILABLE

For all IEC Ex and TR CU certification data, download the certificate from www.cortemgroup.com

Standards:

CENELEC EN 60079-0: 2012, EN 60079-1: 2007, EN60079-31: 2009 and European Directive 2014/34/EU.
IEC 60079-0: 2010, IEC 60079-1: 2007, IEC 60079-31: 2008
RoHS Directive 2002/95/EC.

Temperature class:

85°C (T6)

Ambient temp.:

-20°C +40°C

With internal 100A rated current switch

-20°C +55°C

With internal 125A rated current switch

Degree of protection:

IP66



A QR reader is required to access the information contained in the QRCode.

Centre the QR code in the frame of your smartphone camera. Your smartphone will open the corresponding address.



ATEX Certificate



IECEx Certificate



Use and maintenance instructions

EPC Series EPRC, AP Sockets and plugs from 63 A to 125 A

EPC



AP



MECHANICAL FEATURES

Socket body:	Low copper content aluminium alloy, complete with wall fastening lugs and threaded socket closure cap attached to body with a safety chain
Lid:	Screw fastened, aluminium alloy with low copper content for opening socket and making electrical connection
Plug:	Low copper content aluminium alloy, complete with plastic lock rings
Pins:	Nickel-plated brass
Gaskets:	Acid, hydrocarbon and high temperature resistant positioned between the body and the lid
Certificate label:	Metal, affixed externally
Screws:	Stainless steel
Earth screw:	M6 external and internal
Coating:	Polyester RAL 7035 (Light grey)
Threaded entry points:	Two upper and two lower Ø 1 1/2" (EPC) Two upper Ø 1 1/2" (EPRC..)

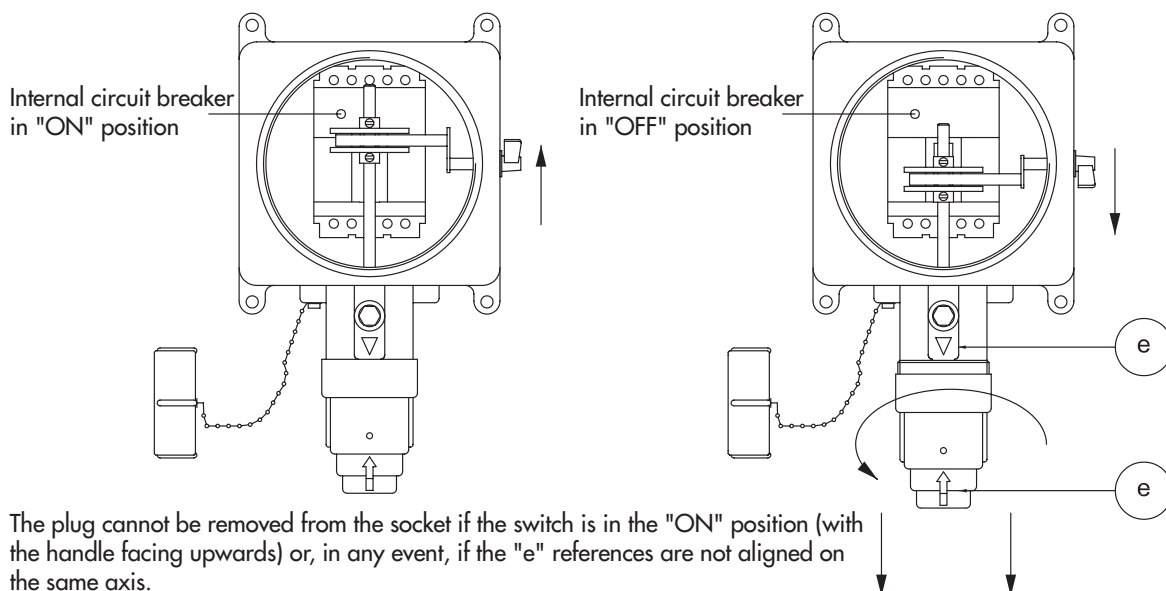
Resistenza alla corrosione:

The STANDARD of the aluminium alloy used by Cortem has passed the tests required by standards EN60068-2-30 (hot-humid cycles) and EN60068-2-11 (salt fog test)

Safety system:

The external control lever and mechanically interlocked safety system prevents the electrical circuit from closing if the plug has not been correctly inserted in its explosion-proof housing, and prevents extraction if the automatic circuit breaker has not been opened previously. These sockets can be used in any environment with a potentially explosive atmosphere, and are manufactured so they cannot be used with industrial type plugs.

Circuit breaker operation

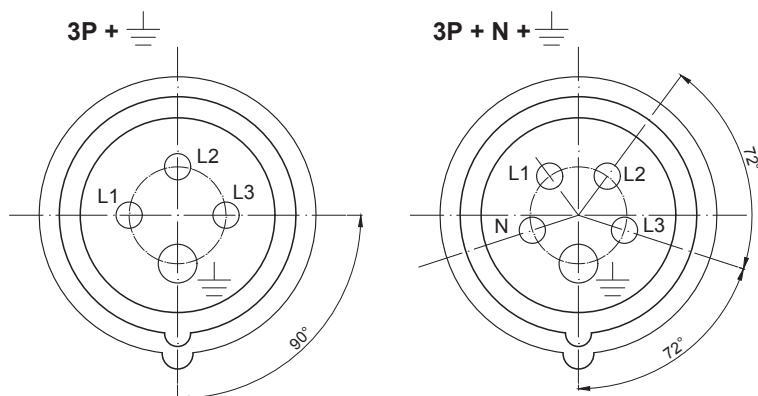
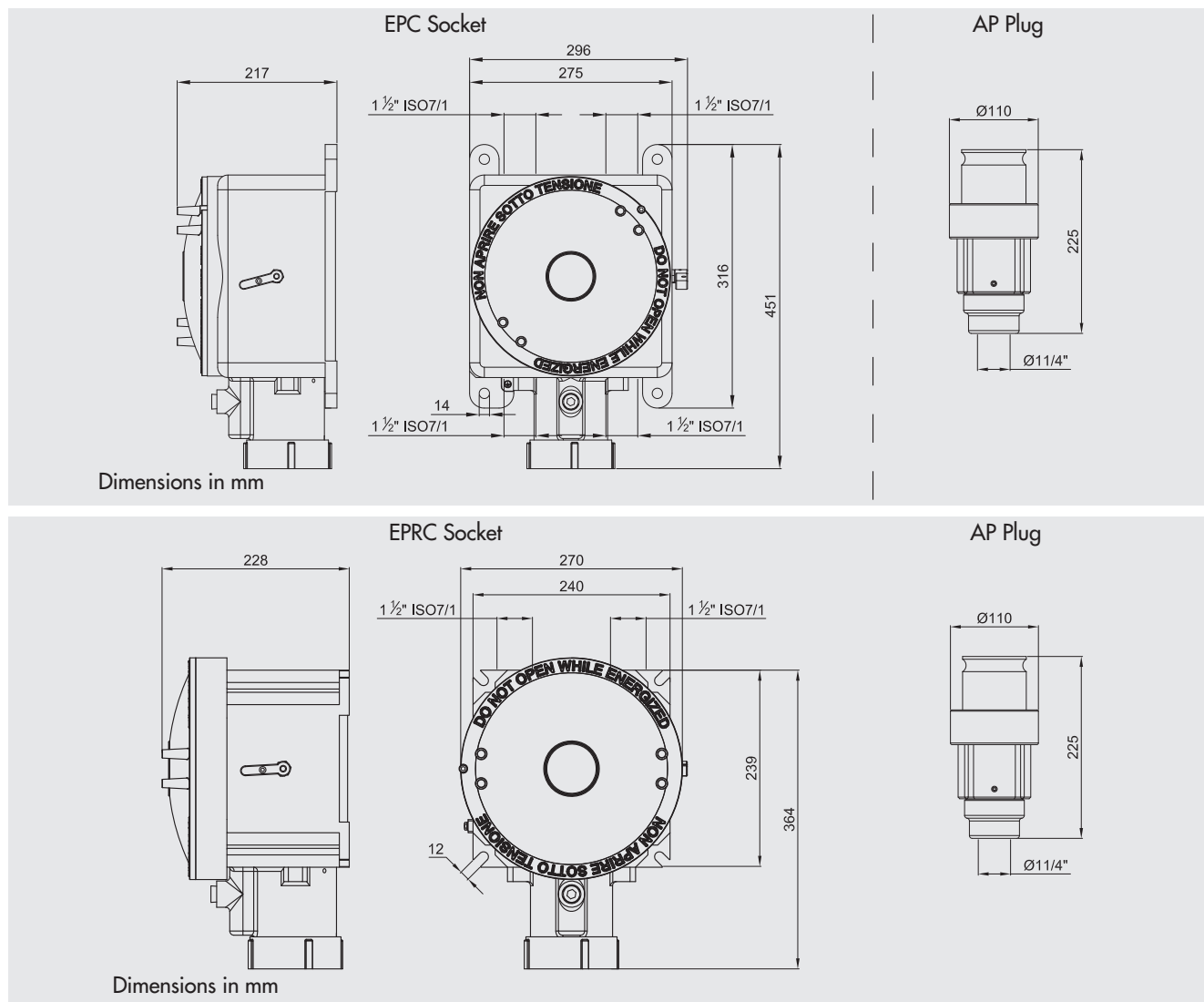


EPC Series EPRC, AP Sockets and plugs from 63 A to 125 A

ELECTRICAL FEATURES

Rated voltage:	Max. 690 V
Rated frequency:	Max. 50/60 Hz
Rated current:	From 63 A to max. 125 A
Cable entry:	Socket EPC 4 holes Ø 1 1/2"
	Socket EPRC 2 holes Ø 1 1/2"
	Plug AP 1 hole Ø 1 1/4"
Max. cable cross-section:	Max. 50 mm ²

DIMENSIONAL DRAWING













Position of internal equipment for the execution of EPC... sockets

Front view of EPC... sockets

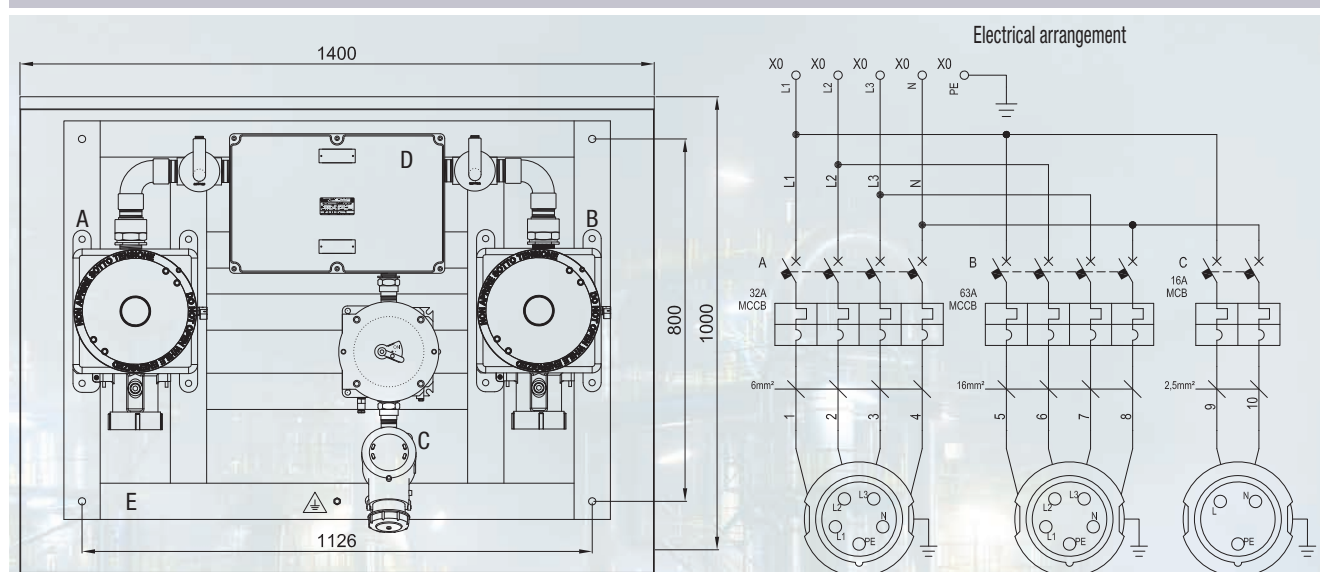
EPC, EPRC, AP Series Sockets and plugs from 63 A to 125 A

CODE SELECTION TABLE

SOCKETS				
NUMBER OF POLES	MAX. CAPACITY (A)	CASING TYPE	WEIGHT (Kg)	SOCKET CODE
3P + 	63 A	GUB-03	14	EPC1-1Q63B
3P + N + 	63 A	GUB-03	14	EPC1-1P63B
3P + 	125 A	GUB-03	14	EPC1-1Q125B
3P + N + 	125 A	GUB-03	14	EPC1-1P125B
3P + 	63 A	CCA-03E	14	EPRC1-1Q63B
3P + N + 	63 A	CCA-03E	14	EPRC1-1P63B
3P + 	125 A	CCA-03E	14	EPRC1-1Q125B
3P + N + 	125 A	CCA-03E	14	EPRC1-1P125B

PLUGS			
NUMBER OF POLES	MAX. CAPACITY (A)	WEIGHT (Kg)	PLUG CODE
3P + 	125 A	2	AP-4125
3P + N + 	125 A	2	AP-5125

Socket combination unit



Socket enclosure comprised of:

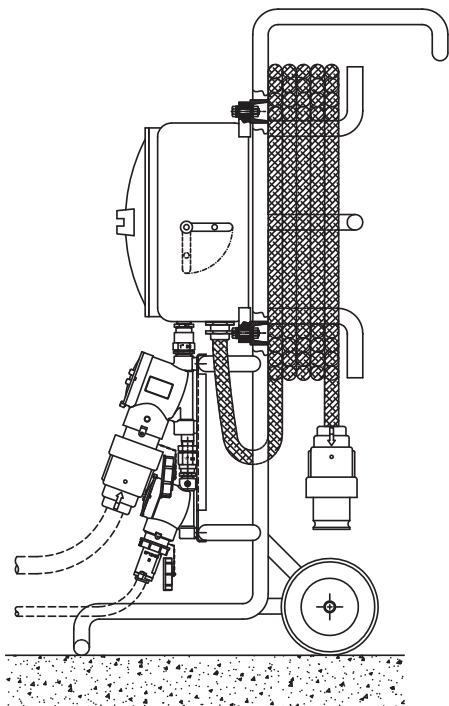
- A. EPC1-1P32B socket, 3p+N+T, 400V, with MCCB 32A 18kA
- A. EPC1-1P63B socket, 3p+N+T, 400V, with MCCB 63A 18kA
- C. CCA-02C housing with MCB 16A, 2P, 'C' curve for 18kA
- B. PY216B socket, 2p+T, 230V 16A 18kA
- D. SAG473018 Cortem aluminium housing
- E. Galvanized steel "U" profile support frame, 80x45



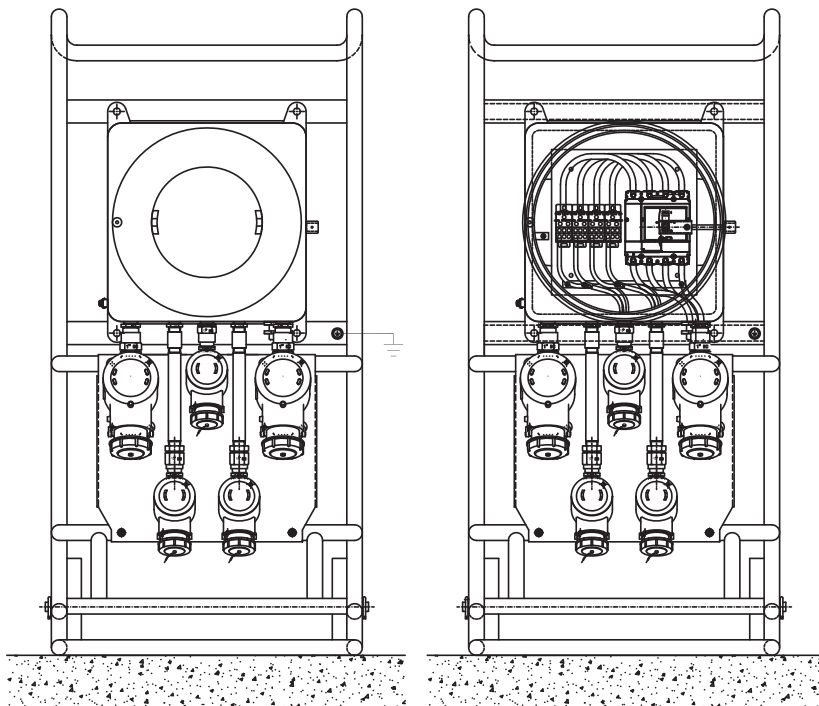
Example installations

TROLLEY MOUNTED SOCKET UNIT ASSEMBLY

SIDE VIEW



INTERNAL VIEW OF CASING

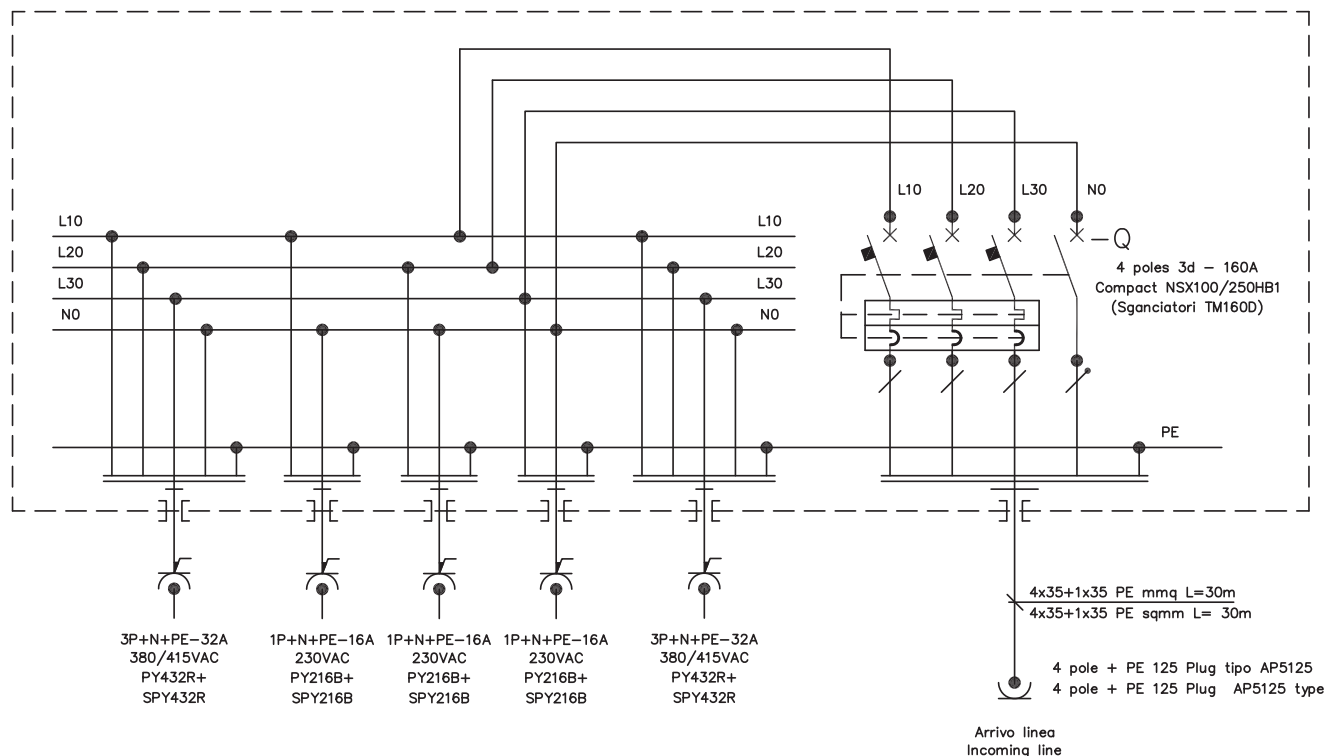


Unit comprised of:

- Three PY216B sockets, 2p+T, 16A, 230Vac and three SPY216B plugs.
- Two PY432R sockets, 3p+N+T, 32A, 380/415Vac and two SPY432R plugs.
- GUB-04 housing, complete with circuit breaker.

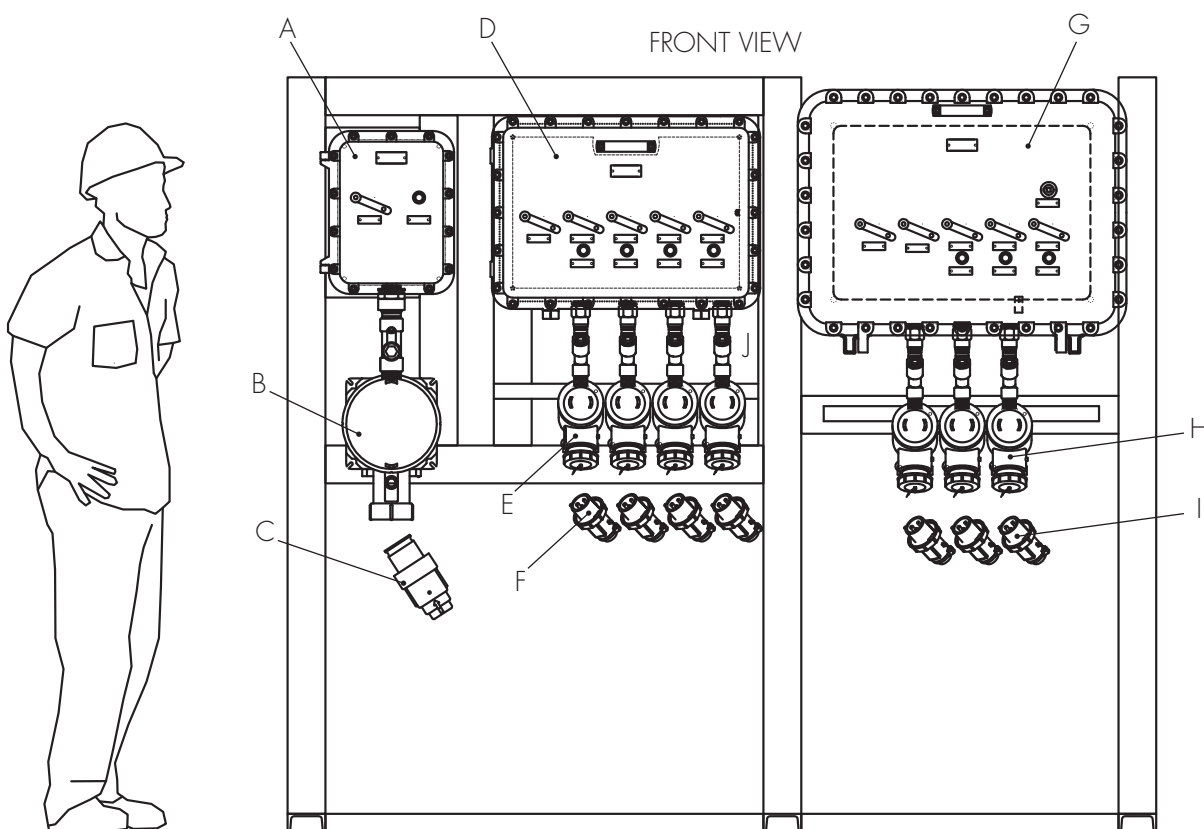
- Cable suitable for extremely high mechanical stresses, and is resistant to both oils and chemicals, 4x35 + 1x35PE mm², L=30m.
- One AP5125 plug, 4p+T (400/230Vac supply line).
- Steel trolley with rubber wheels, RAL3020 powder coated.

ELECTRICAL ARRANGEMENT



Example installations

ELECTRICAL DISTRIBUTION PANEL WITH INTERLOCKED SOCKETS



LAYOUT 3D

Socket enclosure comprised of:

- A. An EJB-4B aluminium housing with a boxed automatic switch and control lever, relay protection, reset button, fuse and toroidal transformer.
- B. An EPRC1-1Q100B with 3p+T, 100A, 600V, with an interlocked automatic switch.
- C. One AP-4125 plug, 3p+T, max. 125A.
- D. An EJB-55 aluminium housing with a boxed automatic switches and control handles, relay protection, reset buttons, fuses and toroidal transformers.
- E. Four PY232B sockets, 2p+T, 32A, 200/250V with interlocked switch.
- F. Four SPY232B plugs, 2p+T, 32A.
- G. An EJB-6 housing with a 1000VA 120/24V 60Hz transformer, boxed automatic switch and control lever, relay protection, reset button, fuse, toroidal transformer, and green signalling light.
- H. Two PY232G sockets, 2p+T, 32A, 110/130V with interlocked switch; one PY232V socket, 2p+T, 32A, 20/25V with interlocked switch.
- I. Two SPY232G plugs, 2p+T, 32A, 110/130V; one SPY232V plug, 2p+T, 32A, 20/25V.
- J. Galvanized steel "U" profile support frame, 100x50.

Lock and junction fittings.

