

# XLF

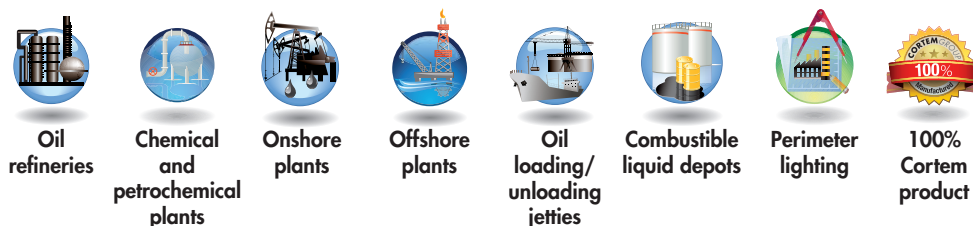
- Zones 1, 2, 21, 22
- Obstruction warnings
- Stroboscopic lights
- Single or double fixtures
- Low wind resistance








## XLF series XENON obstruction lighting fixtures

XLF series Xenon obstruction lighting fixtures are ideal for chimneys, towers, smokestacks, bell towers, buildings, cranes, bridges, radio/television masts, cable car and power line pylons, wind turbines, radar and telecommunication antennas and specifically for use in the petrochemical and oil industries. Their small size, light weight, ease of installation and robustness mean that XLF series lights do not deteriorate over time especially with exposure in salty environments. They are also resistant to the wind and the deposit of industrial dusts thanks to the low profile and aerodynamic properties of the body.


### Application sectors:



### CERTIFICATION DATA

Classification:	Group II	Category 2GD		
Installazione: EN 60079.14	zone 1 - zone 2 (Gas)	zone 21 - zone 22 (Dust)		
Marking:	CE 0722 Ex II 2GD Ex d IIC T5 Gb; Ex tb IIIC Db IP66			
Certification:	ATEX CESA 03 ATEX 046			
	IEC Ex IECEx CES 12.0020	All IEC Ex and TR CU certification data can be downloaded at <a href="http://www.cortemgroup.com">www.cortemgroup.com</a>		
	TR CU AVAILABLE			
Standards:	CENELEC EN 60079-0: 2009, EN 60079-1: 2007, EN 60079-7: 2007, EN 60079-31: 2009, EN 60598-1:2008+A11:2009, EN 60598-2-1:1989 and EUROPEAN DIRECTIVE 2014/34/UE European Directive 2006/95 Low voltage European Directive 2004/108 Electromagnetic compatibility European Directive 2003/108 WEEE Waste electrical and electronic equipment European Directive 2011/64 RoHS			
Class temperature:	 100°C (T5)			
Ambient temperature:	 -20°C +55°C 	 Special -50°C +40°C 		
Degree of protection:	IP66			

## XLF series XENON obstruction lighting fixtures



ORIGINAL PRODUCT

### MECHANICAL FEATURES

<b>Body:</b>	Low copper content aluminium alloy
<b>Globe:</b>	Shock and temperature resistant borosilicate glass sealed with aluminium shade ring
<b>Fresnel lens:</b>	Transparent polycarbonate, shock and UV resistant
<b>Gaskets:</b>	Silicone acid/hydrocarbon resistant
<b>Mounting:</b>	See "XLF-1-2 series dimensional drawings"
<b>Bolts and screws:</b>	Stainless steel
<b>Entries:</b>	4 x 3/4" NPT threaded entries.
<b>Coating:</b>	Polyester coating Ral 7035 (light grey)
<b>Corrosion Resistance:</b>	The STANDARD of the aluminium alloy used by Cortem has passed the tests required by standards EN60068-2-30 (hot/humid cycles) and EN60068-2-11 (salt mist tests)

### ELECTRICAL FEATURES


<b>Lamp holder:</b>	E27 ceramic
<b>Lamp:</b>	Stroboscopic (about 30 flash/min.) 6J or 16J Xenon with electronic module (for further information see "EC SERIES ELECTRONIC MODULE CHARACTERISTICS")
<b>Rated voltage:</b>	24 VAC/DC, 110 VAC, 230 VAC
<b>Rated frequency:</b>	50/60 Hz
<b>Connection:</b>	Direct to lamp holder L, N, Pe. Max section 4mm <sup>2</sup> The double lighting fixtures (XLF-....2) comes supplied wired and sealed up to the junction box, the connection is made to the terminal board inside the terminal box L, N, Pe. Max section 4mm <sup>2</sup>
<b>Power factor:</b>	0.96
<b>Wiring:</b>	Silicone rubber cables with glass braid protection against high temperatures

### ACCESSORIES AVAILABLE / SPECIAL REQUESTS

Cable gland: FGAB2NBK for armoured cable or FB2NBK for non-armoured cable  
 Model for conduit or pendant mounting (code: XLFS-1V1101)  
 Special markings in  $\text{Ex d}$  II 2GD Ex de IIC T5 Gb; Ex tb IIIC T.. Db IP66. (code: XLFE-1V1101)  
 Ex or IP66 protected control panel with electronic modules  
 GAS UNI ISO 7/1 thread  
 Other colours: blue, yellow, green

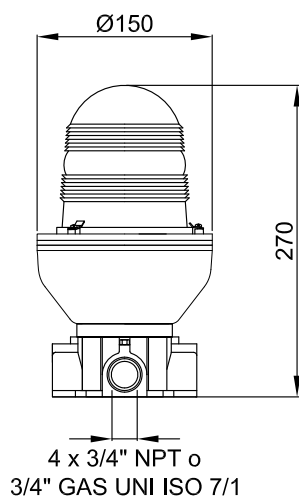


## XLF series selection chart

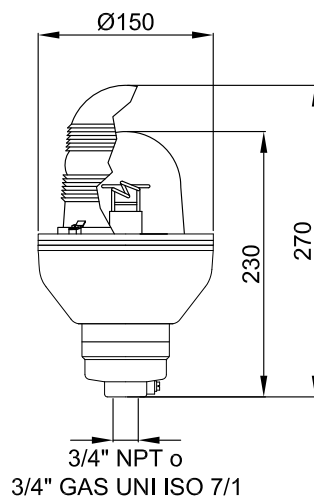
Code	Lamp	Colour	Lamp power xenon	Power supply	Weight Kg	 mm
XLF-10241	1	NO FRESNEL	6 Joule	24V Ac Dc	2,15	160x150x330
XLF-10242	2	NO FRESNEL	6 Joule	24V Ac Dc	5,00	440x175x425
XLF-11101	1	NO FRESNEL	6 Joule	110V Ac	2,15	160x150x330
XLF-11102	2	NO FRESNEL	6 Joule	110V Ac	5,00	440x175x425
XLF-12301	1	NO FRESNEL	6 Joule	230V Ac	2,15	160x150x330
XLF-12302	2	NO FRESNEL	6 Joule	230V Ac	5,00	440x175x425
XLF-1R0241	1	RED	6 Joule	24V Ac Dc	2,40	160x150x330
XLF-1R0242	2	RED	6 Joule	24V Ac Dc	5,00	440x175x425
XLF-1R1101	1	RED	6 Joule	110V Ac	2,40	160x150x330
XLF-1R1102	2	RED	6 Joule	110V Ac	5,00	440x175x425
XLF-1R2301	1	RED	6 Joule	230V Ac	2,40	160x150x330
XLF-1R2302	2	RED	6 Joule	230V Ac	5,00	440x175x425
XLF-20241	1	NO FRESNEL	16 Joule	24V Ac Dc	2,15	160x150x330
XLF-20242	2	NO FRESNEL	16 Joule	24V Ac Dc	5,00	440x175x425
XLF-21101	1	NO FRESNEL	16 Joule	110V Ac	2,15	160x150x330
XLF-21102	2	NO FRESNEL	16 Joule	110V Ac	5,00	440x175x425
XLF-22301	1	NO FRESNEL	16 Joule	230V Ac	2,15	160x150x330
XLF-22302	2	NO FRESNEL	16 Joule	230V Ac	5,00	440x175x425
XLF-2R0241	1	RED	16 Joule	24V Ac Dc	2,40	160x150x330
XLF-2R0242	2	RED	16 Joule	24V Ac Dc	5,00	440x175x425
XLF-2R1101	1	RED	16 Joule	110V Ac	2,40	160x150x330
XLF-2R1102	2	RED	16 Joule	110V Ac	5,00	440x175x425
XLF-2R2301	1	RED	16 Joule	230V Ac	2,40	160x150x330
XLF-2R2302	2	RED	16 Joule	230V Ac	5,00	440x175x425

# XLF series dimensional drawings

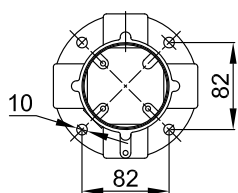
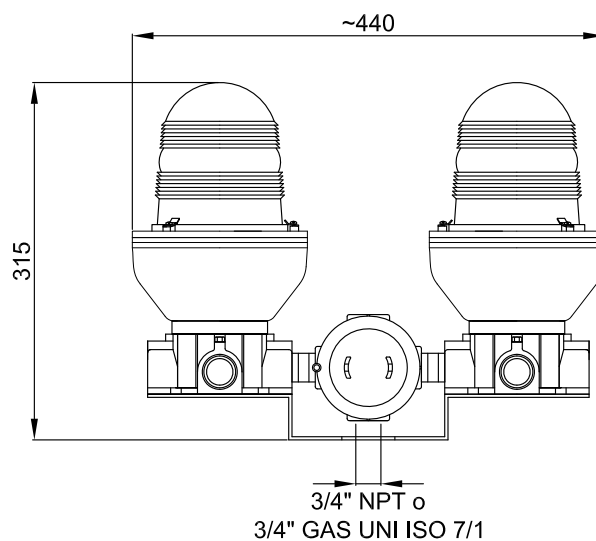
**XLF-...**  
Structure mounting



**XLFS-...**  
Conduit or  
pendant mounting



**XLF-...2**  
Double obstruction  
lighting fixture



Dimensions in mm



Close up of 6J Xenon lamp



Close up of 16J Xenon lamp

**DON'T FORGET TO ORDER THE ACCESSORIES**

**Example:** Type of lighting fixture +  
XLF-1R1101

Cable gland  
FGAB2NBK

+ other ...see key



## Accessories and spare parts available on request XLF series

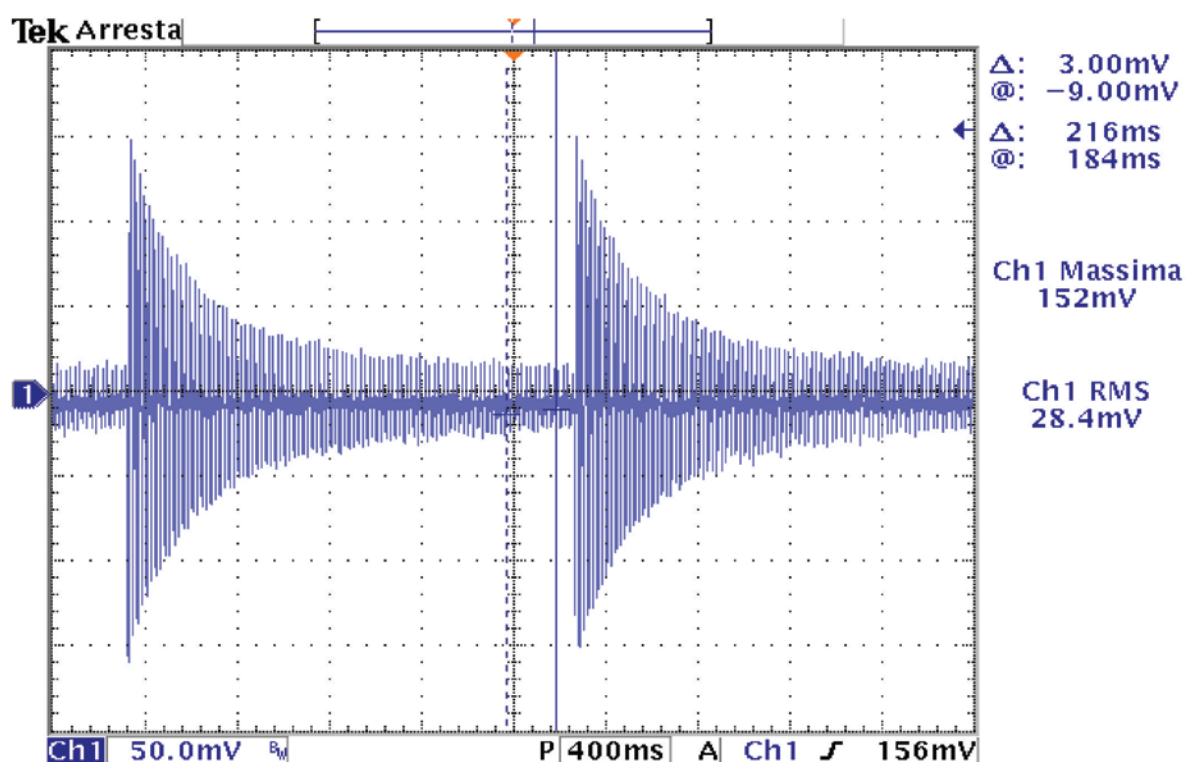
ILLUSTRATION	DESCRIPTION	MODEL	FEATURES	CODE	KEY
	Globe with shade ring		Borosilicate glass globe Aluminium ring shade ring	G50-0389FCM	
	Polycarbonate Fresnel lens		Red	SR-1300	
			Green	SR-1301	
			Yellow	SR-1302	
			Blue	SR-1303	
	O-ring		Material: silicone	OR-4512SH70S	
	Ceramic lamp holder	E27	250V 4A	PORT E-27/X	
	Structure mounting		4 x 3/4" entries G	G-0214	
	Pendant mounting		1 x 3/4" entry	G-0213	
	Stroboscopic light with integrated module	6 Joule	24V ac/dc	EC-06/624V	
		16 Joule		EC-06/24V	
		6 Joule	110-230V ac/dc	EC-06/6	
		16 Joule	230V ac	EC-06	
		16 Joule	110V ac	EC-06/110V	
	Protective cage only for XLF without Fresnel		Material: Electro-polished stainless steel	G50-0417	 
	Cable gland		For models and codes, visit <a href="http://www.cortemgroup.com">www.cortemgroup.com</a>	FB2NBK FGAB2NBK	 

## Features of EC series electronic modules for XLF

CODE	DESCRIPTION	GRAPH	VOLTAGE
<b>EC-06/110V</b>	Stroboscopic light 110V 16J	1	110 V ac/dc
<b>EC-06</b>	Stroboscopic light 230V ac 16J	2	230 V ac/dc
<b>EC-06/6</b>	Stroboscopic light 110-230V ac/dc 6J	3 - 4	110-255 V ac/dc
<b>EC-06/624V</b>	Stroboscopic light 24V ac/dc 6J	5	24 V ac/dc

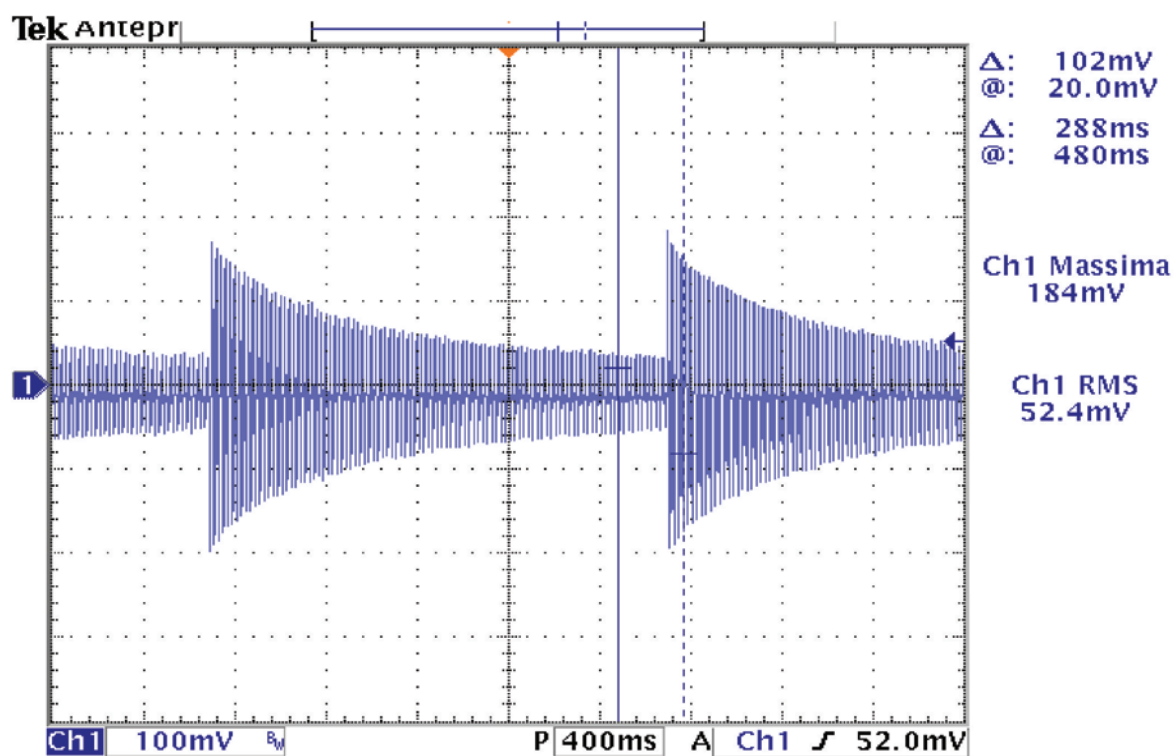
The waveforms have been designed to measure each module's exact consumption.  
Tests have been carried out using a resistance of 1 Ohm connected in series with the power supply so as to make the voltage conversion immediate.

**GRAPH 1 - 110 Vac**

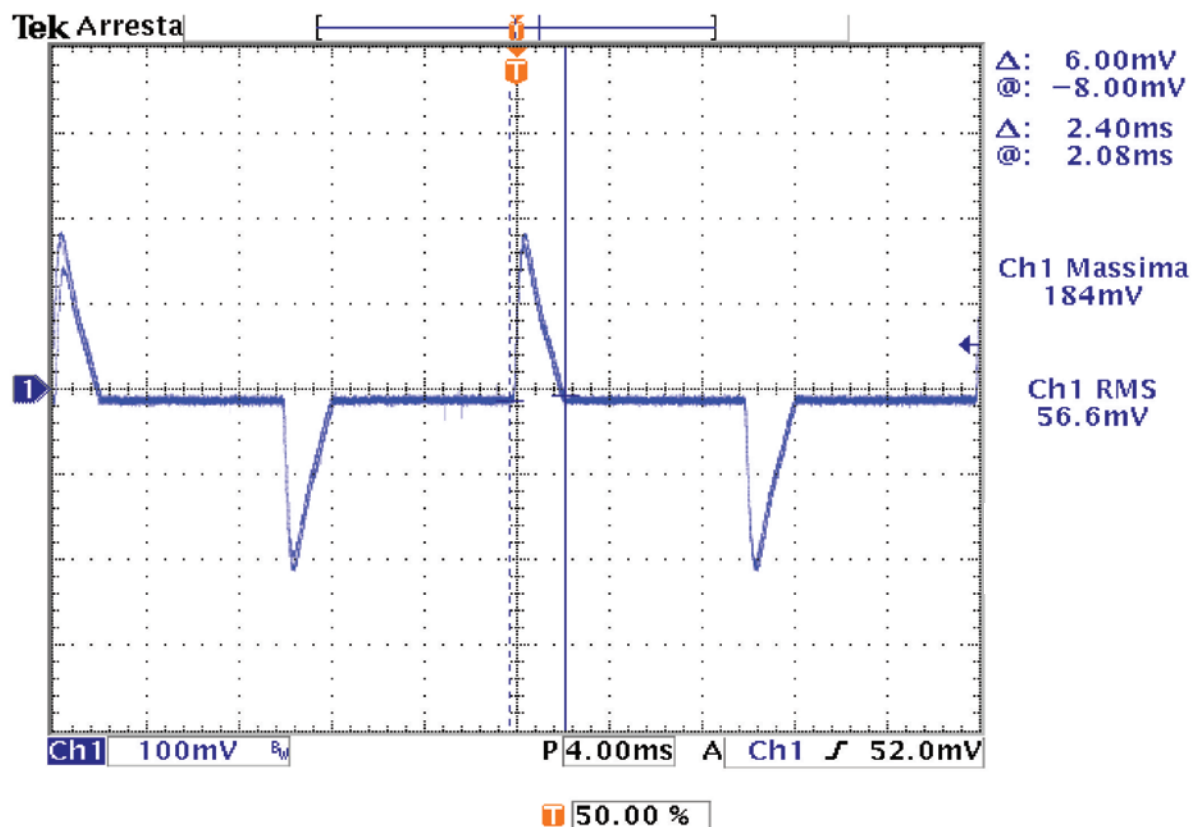


# Features of EC series electronic modules for XLF

## GRAPH 2 - 230 Vac

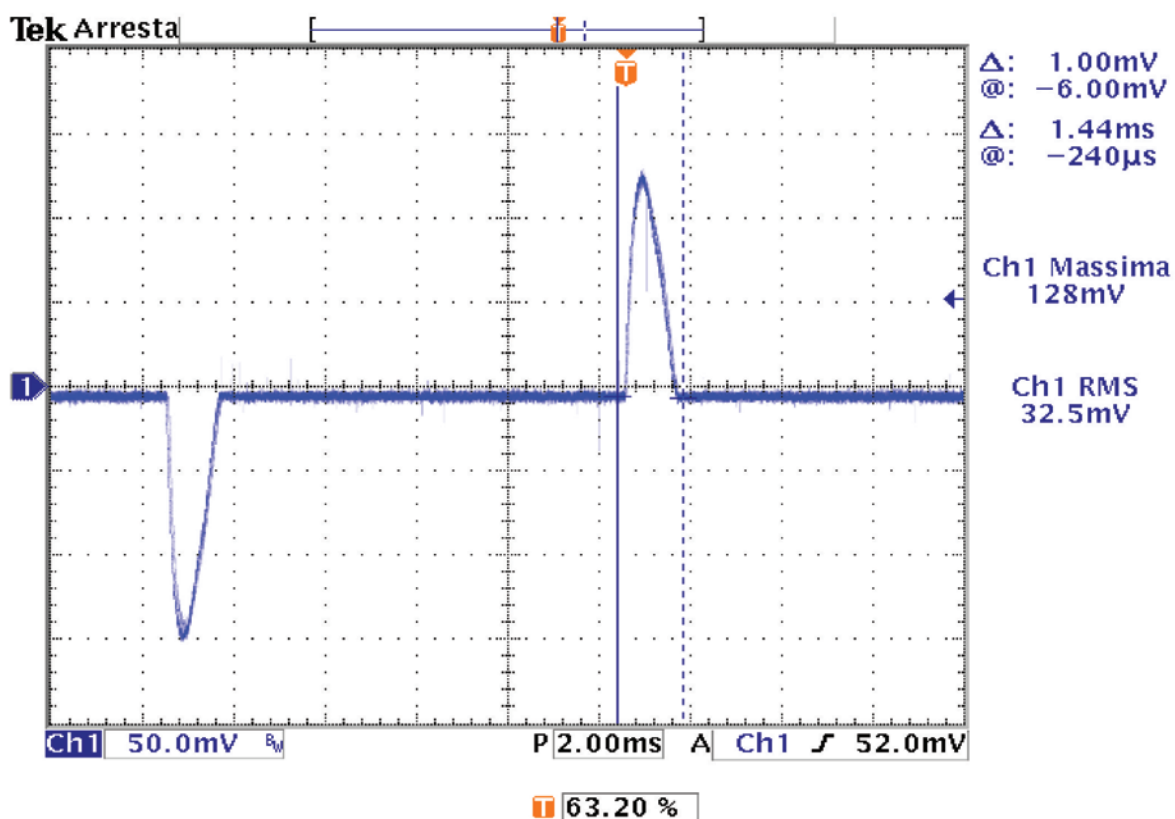


## GRAPH 3 - 110 Vac

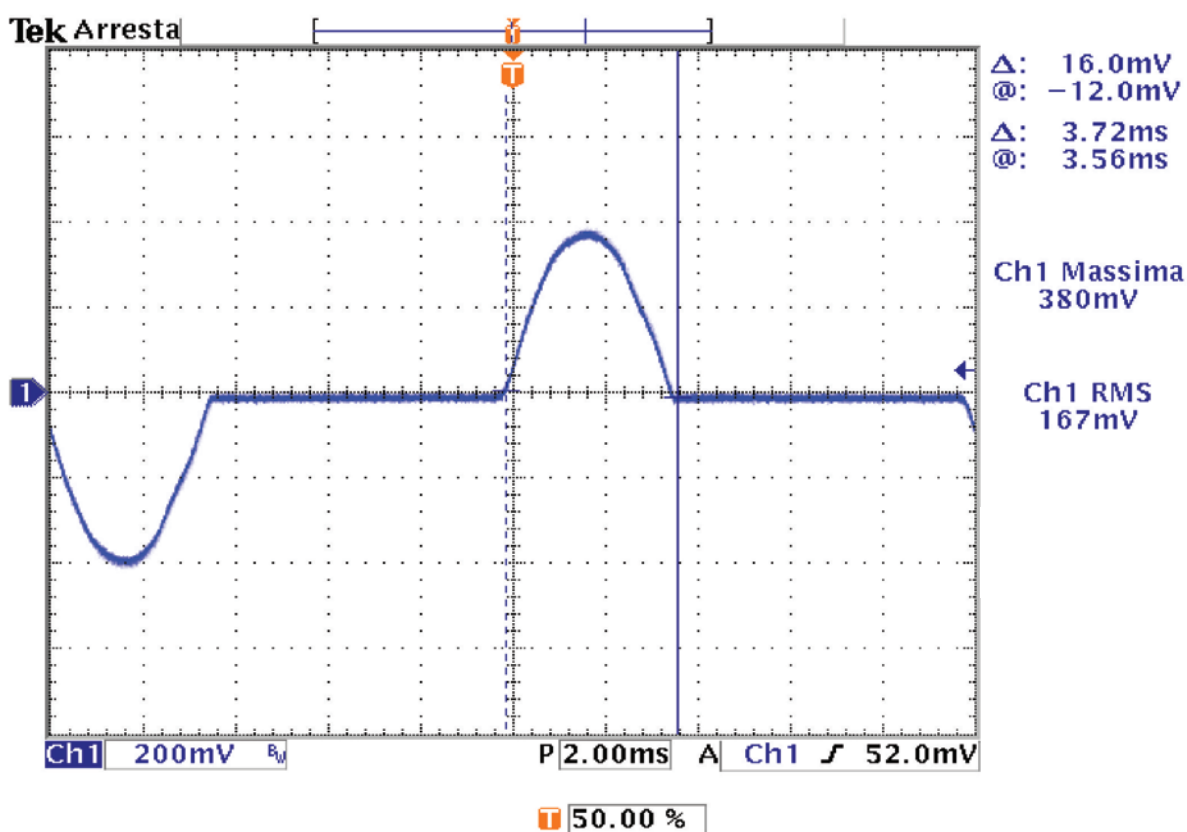




GRAPH 4 - 255 Vac



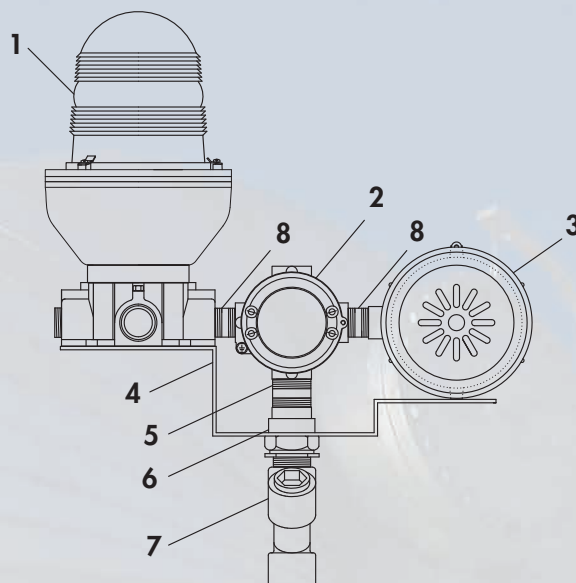
GRAPH 5 - 24 Vac



# Installation and mounting methods XLF series

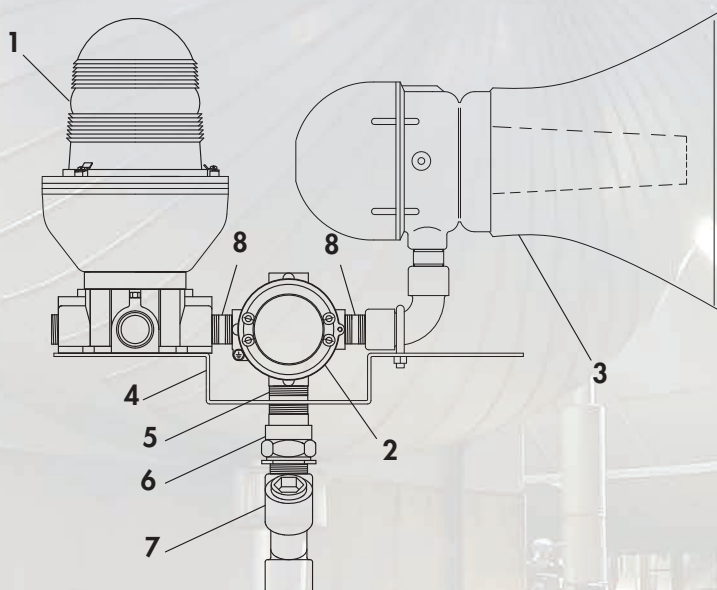
## Example of XLF obstruction lighting fixture and ETS series siren installation

n	Description	Code
1	Obstruction lighting fixture	<b>XLF-2R2301</b>
2	Junction box	<b>ST-26.1V</b>
3	Rotating electromechanical siren	<b>ETS60/109DB230V</b>
4	Mounting plate	
5	Nipple	<b>NP2G</b>
6	3-piece union	<b>RMF2G</b>
7	Sealing fittings	<b>EYS2</b>
8	Sealed nipple	<b>NPSF2</b>



## Example of XLF obstruction lighting fixture and ETH series siren installation

n	Descrizione	Code
1	Obstruction lighting fixture	<b>XLF-2R2301</b>
2	Junction box	<b>ST-26.1V</b>
3	Siren	<b>ETS60/109DB230V</b>
4	Mounting plate	
5	Nipple	<b>NP2G</b>
6	3-piece union	<b>RMF2G</b>
7	Sealing fittings	<b>EYS2</b>
8	Sealed nipple	<b>NPSF2</b>



## Features of EC series electronic modules.. for XLF

- **EC-05** Double XLF power supply circuit in which a 16J stroboscopic lamp is the main light and the other lamp is a spare.  
Power supply: 230VAC  
Stroboscopic power: 16 J
- **EC-10** Power supply unit for EC-... with 230 VAC power supply.  
This unit has both automatic and manual controls as well as a test button.
- **EC-13** Fixed synchroniser that turns on all the stroboscopic lamps wired with a 230 VAC power supply at the same time.